



WELCOME!

You are now part of one of the world's most exciting sports events. The Rio 2016 Paralympic Games Spectator Guide brings tips and important information to enable you to make the most of this great party. Enjoy your reading!



Goalball

GOLDEN TIPS

What you need to know to enjoy every single moment of the Rio 2016 Games

- Before leaving, **check out the latest information** about the Games on rio2016.com
- Do not forget your tickets and **check the date, time and place** of competitions on the website before leaving. Get more tickets on rio2016.com/en/tickets
- **Check the weather forecast** and prepare yourself accordingly
- **Use public transport.** It is not possible to park at the competition venues and their surroundings
- **Plan your trip.** Transport systems and competition venues will be crowded. It can take you a while to go back and forth!
- Arrive early: **this venue opens one and a half hour before the competition gets underway.** If the session has already started, you may have to wait for a break to enter. **Check out this information** at rio2016.com/en/venues
- You will go through a **security check** with X-ray equipment. **Forbidden or restricted items** will be collected and not returned. **Check the complete list** on rio2016.com/en/venues
- **Avoid carrying bags to speed up your entrance.** If necessary, choose the smaller ones that you can put on your lap or under the seat
- **Identify children** and other special cases with **bracelets made available at the public information desks**
- Look for the **Rio 2016 team** members wearing **green** - they are there to **help you!**
- **It is forbidden to smoke at the competition venues.** There are designated smoking areas. Get more information with the volunteers or at the public information desks
- **This Guide has a map with the services available at the venues**
- **Within Rio 2016 venues, payments** can only be made in **cash or Visa debit**, credit or pre-paid cards
- **Download the official app** on rio2016.com/en/app and **stay tuned** to everything that happens during the Games
- Bring your energy and support. Let's make it an unforgettable party!

TM/© Rio 2016 (2016) - All rights reserved. This Guide is exclusively for educational, informational and referential purposes. Available for download in Portuguese, English and Spanish on the website rio2016.com/en/spectator-guide. All maps and information are subject to change without prior notice. Selling and reproducing are forbidden.

LEARN MORE ABOUT RIO

Nature, culture and gastronomy are permanent attractions in the city, which has been welcoming more and more tourists with open arms. The Olympic City is ready to welcome visitors arriving for the Rio 2016 Games and is preparing an amazing programme for the Live Sites installed at strategic locations in the city, where you can watch the Games broadcast and enjoy a vast cultural programme.

Go to the visit.rio portal and discover the wonders of Rio de Janeiro.

SUSTAINABILITY

Do your part and dispose of your rubbish appropriately. Use the coloured recycling collectors provided: they benefit recycling cooperatives, generating social inclusion and new businesses.

ACCESSIBILITY

Individuals with an impairment or reduced mobility, such as obese people, senior citizens, pregnant and breastfeeding women and people with small children are entitled to preferential service when accessing venues and on services offered to Games' spectators. Exclusive services intended for this audience are also available at all venues. Get more information with the volunteers or at the public information desks.

FORMS OF PAYMENT

VISA In recognition of its long-standing support to the Paralympic Games, only Visa cards (debit, credit or prepaid) and cash are accepted for purchases at Rio 2016 venues.

CONTACT US

An open channel to listen to you.
Call centre: + 55 (21) 3004-2016*
rio2016.com/en/contact

*Price of a local call if calling from Brazil.
Price of a call to Rio de Janeiro if calling from overseas.

UNDERSTANDING THE SPORT

HOW IT ALL BEGAN

First introduced in 1946, goalball was created to assist in the rehabilitation of veterans with a visual impairment. Its popularity has only grown since then: the sport is currently practised in 85 countries.

It debuted in the Paralympic Games at Toronto 1976, as a demonstration sport. Since then, goalball has been ever present at all editions of the Games.

ABOUT THE COMPETITION

As in the case of football 5-a-side, the goalball ball has bells in it. Teams consist of three starting line-up players and three on the bench, all blindfolded. The game is divided into two 12-minute halves, and the winner is the team that scores the most goals. Throws must be low or bouncing and must always touch certain areas of the pitch. Players are both attackers and defenders.

The width of the goal is the same as the width of the pitch (9m x 1.30m). Therefore, players position themselves in the three areas they must defend: left wing, right wing and central or pivot position. There is no contact between adversaries, which makes the game safer for the players. Attacking requires strength, since the ball weighs 1.25kg.

The 11 referees are key to the dynamics of the game, but the two main referees are responsible for conducting the match, using different whistle blows and verbal commands. The four officials working near the goal posts are responsible for

replacing balls, guiding replaced athletes and for assisting in pitch maintenance. The remaining ones work on the table, taking care of score sheets and time.

DID YOU KNOW?

Brazil won the men's World Championship in 2014, and two of its players were the top-scorers of the tournament: Leomon Silva (51 goals) and Romário Marques (30).

WHILE YOU WATCH

Goalball requires silence in the stands during the game so players can hear the bells in the ball and the officials' instructions. However, during half-time, time-outs and when a goal is scored, fans can shout all they want!



PROGRAMME*

SEPTEMBER	SESSIONS		
07 WED			
08 THU	09:00 11:15	13:15 15:30	17:30 19:45
09 FRI	09:00 11:15	13:15 15:30	17:30 19:45
10 SAT	09:00 11:15	13:15 15:30	17:30 19:45
11 SUN	09:00 11:15	13:15 15:30	17:30 19:45
12 MON	09:00 12:30	14:15 16:30	18:15 21:45
13 TUE	09:00 12:30	14:15 16:30	18:15 21:45
14 WED	09:00 13:00	14:45 17:15	19:00 23:00
15 THU		13:30 16:00	18:30 21:00
16 FRI		13:30 16:00	18:30 21:55
17 SAT			
18 SUN			

* Information subject to change without prior notice.

Sessions with victory ceremonies are in bold.

EVENTS

Men's tournament

Women's tournament

120 athletes/60 men and 60 women

Male Female



PLANNING YOUR TRIP

ARRIVING AT THE PARK

Future Arena is located at Barra Olympic Park, considered the heart of the Games, which will become a sporting benchmark for the country bringing together cutting-edge competition venues. Check out how to get there:

BRT - JD. OCEÂNICO X CENTRO OLÍMPICO > CENTRO OLÍMPICO TERMINAL/MORRO DO OUTEIRO
11min walk/800m

BRT - RECREIO X VILA MILITAR > MORRO DO OUTEIRO STATION
11min walk/800m

BRT - MADUREIRA X ALVORADA PARADOR/ EXPRESSO > RIO 2 STATION
BRT - FUNDÃO X ALVORADA EXPRESSO > RIO 2 STATION
11min walk/800m

Accessible station - Centro Olímpico Terminal, Morro do Outeiro and Rio 2 stations are accessible. From Centro Olímpico station there is an accessible auxiliary shuttle service available for the convenience of people in wheelchairs or with reduced mobility. Learn more about public transport accessibility during the Games at visit.rio.

ATTENTION!

- Make sure you check the competition schedule and public transport stations
- Buy in advance the Cartão dos Jogos (transport card). Some stations are only available for transport card and ticket holders
- Learn more about Cartão dos Jogos and public transport at visit.rio
- Check the venue entry locations and pay attention to the signs at the stations
- After the competition, check the venue exits and public transport access signs
- Walking times are estimated based on the average speed of 1.2m/s

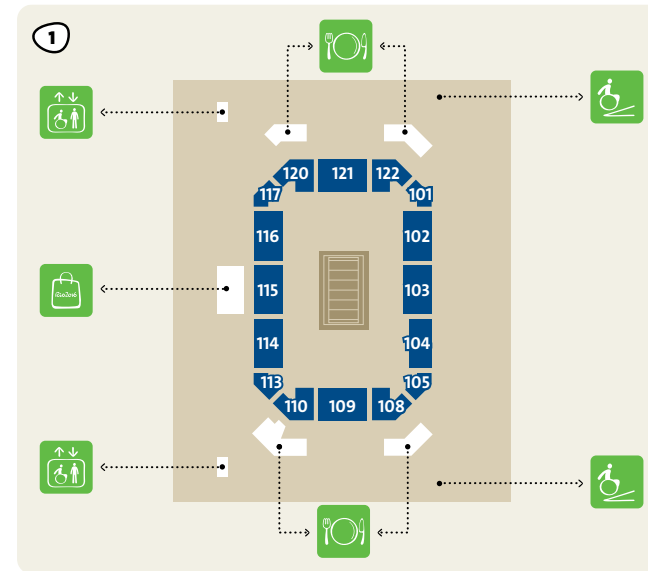
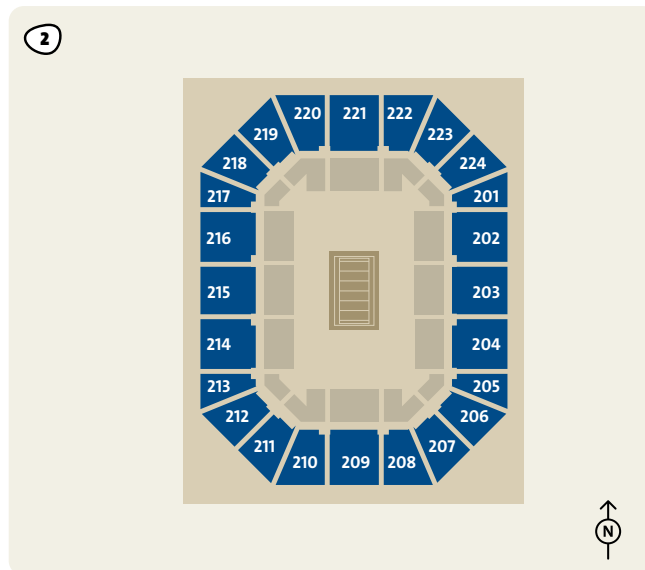
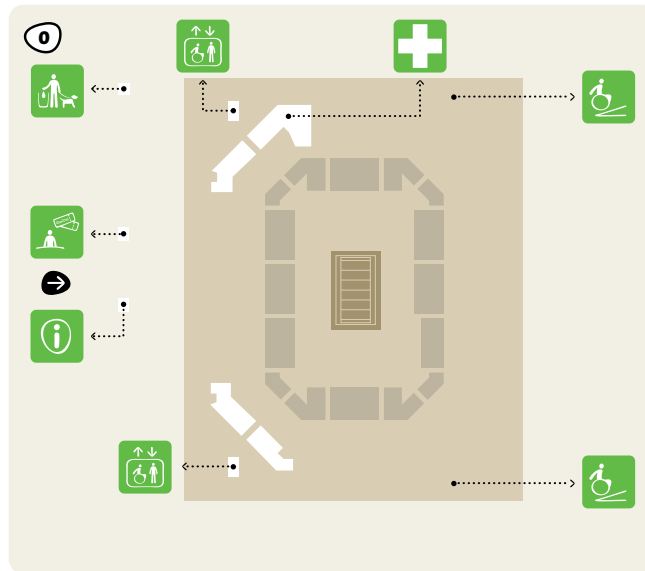
- Future Arena
- Entry or exit
- Spectator way
- BRT station
- Accessible station
- Station with accessible auxiliary shuttle



DISCOVERING THE VENUE

- Entry
- Level
- Stands
- Ramp
- Elevator
- Ticket resolution office
- Public information
- Spectator medical post
- Dog relief area
- Food and beverage
- Rio 2016 Store

To access the different levels of the venue you can use the stairs, besides lifts and ramps shown on the map. Toilets – accessible, women's and men's – are available at all levels.





WORLDWIDE PARALYMPIC PARTNERS



OFFICIAL SPONSORS



OFFICIAL SUPPORTERS



OFFICIAL SUPPLIERS

Casa da Moeda do Brasil Ceg EF Education First OFF! Ottobock 3 Corações

GOVERNMENTAL PARTNERS

